

Alternative Structured Learning Days

Dear Families,

Happy snow day! MURSD is piloting a new program called , Alternative Structured Learning Days, ASL Days. This new program will enable students to complete work at home during a school cancellation so these days can be counted towards the mandated 180 school days. The ASL Days will be determined either the day before or the morning of the ASL Day.

Attached is the first packet to be done on the first ASL Day. These assignments are structured to practice previously taught academic skills and is due within five school days.

Thank you for your support with this new program. If you have any questions or concerns and you need a prompt response, please email your teacher between the hours of 10:00 and 12:00 during the ASL Day.

Sincerely,
The Fourth Grade Team

Parent Signature: _____

My child spent _____ amount of time on this assignment.

Day 1

Name: _____ Date: _____

The town of Upton wants to make the town common decorative and beautiful for the winter. To do this, the Upton town selectman has decided to create a snowman building company. This company is in charge of building and selling these snowman.

Your job is to build a snowman for your company. You may not spend more than \$25.00 in materials and must use only the supplies that are provided, so there is uniformity with the snowmen.

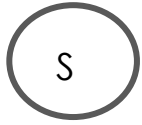
Your task:

Assignment	Page
1. Review the materials list provided.	Pages 1-2
2. Choose the materials you will use. Add up the total amount spent and show how much money you have left over.	Pages 1-2
3. Answer questions about building and your profit.	Page 3
3. Create a diagram of the snowman.	Page 4
4. Create a poster advertising this	Page 5
5. Write a narrative story about an adventure your snowman could go on. Include: 1. Entertaining beginning 2. Elaborative detail 3. Main event with dialogue 4. Conclusion	Pages 6-7 (Use pages 8 & 9 to help brainstorm!)
6. Watch online reading of the book of <u>Snowmen at Night</u> Optional	https://bit.ly/2TH1AHj

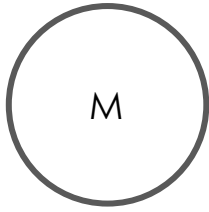
This packet is due 5 school days after the snow day. Example: Snow day Monday, the packet is due the following Monday. Can be returned sooner.

Due Date: _____

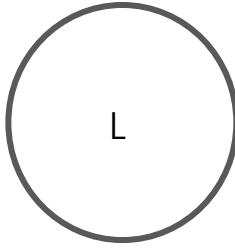
Snowballs:



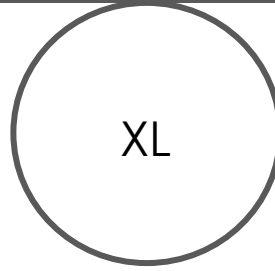
\$0.99



\$2.97



\$4.95



\$5.94

___ x .99 = ___

___ x 2.97 = ___

___ x 4.95 = ___

___ x 5.94 = ___

Carrots:



SMALL
\$0.12



MEDIUM
\$0.14



LARGE
\$0.20

___ x .12 = ___

___ x .14 = ___

___ x .20 = ___

Arms:

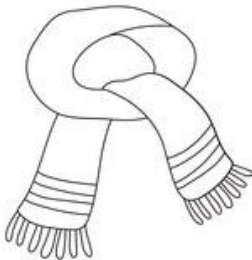


Free- Donated from local tree farm

___ x .0 = ___

___ x .0 = ___

Scarf:




Solid Color: \$ 2.49
 Striped: \$3.25
 Polka Dotted: \$ 4.05
 With pom-poms: \$5.27

___ x ___ = ___


Hats:



EARMUFFS
\$4.25



WINTER
\$6.50



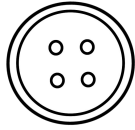
TOP
\$8.00

___ x 4.25 = ___

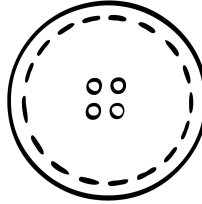
___ x 6.50 = ___

___ x 8.00 = ___

Buttons:



REGULAR
\$0.03



LARGE
\$0.07

___ x .03 = ___

___ x .07 = ___

Coal:

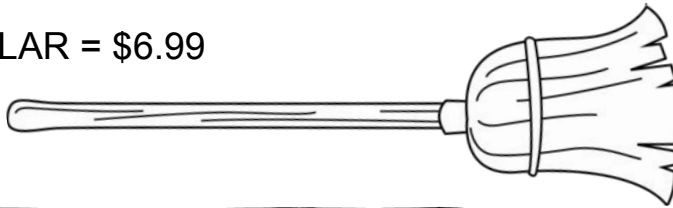
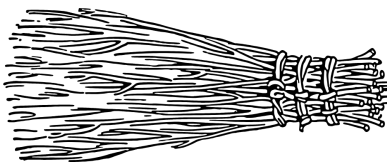


1 oz. piece = \$.06 each

___ x .03 = ___

Brooms:

REGULAR = \$6.99



LARGE = \$8.99

___ x 6.99 = ___

___ x 8.99 = ___

1. How much did you spend on supplies?

2. Did you have any money left over after buying your supplies? _____

If yes, how much? _____

3. How much should you sell your snowman for? (not more than \$100) _____

4. What would your profit be? _____

5. What was the hardest part about purchasing supplies? _____

Draw the snowman made of items you purchased

Create a flyer that would make people want to purchase a snowman to decorate the common with. Include the price you are selling the snowman for and make it visually appealing.

Write a story about an adventure your snowman went on.
Make sure you edit for capitals, punctuation, and spelling.

Make sure you include:

- Entertaining Beginning
- Elaborative detail
- Main Event
- Dialogue
- Conclusion

A large rounded rectangle with a thick black border and horizontal lines inside, resembling a page from a notebook. The lines are evenly spaced and extend across the width of the page.

Narrative Writing

Use this organizer as a guide. You will probably need more space to write your whole story, but use it to help you plan before your final draft!

Entertaining Beginning (start with a thought, a sound, an action, a question):

Elaborative Detail (describe your snowman):

Main Event (Tell about the adventure, use dialogue and describe what's happening):

Solution/Conclusion (Memories, decisions, feelings, wishes about the great adventure):

Narrative Writing Diamond

